



GASTRIC DECOMPRESSION SYSTEM

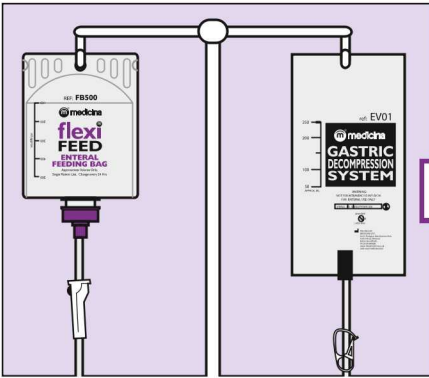
INSTRUCTIONS FOR USE

Indications for use in Adults Paediatrics and Neonates

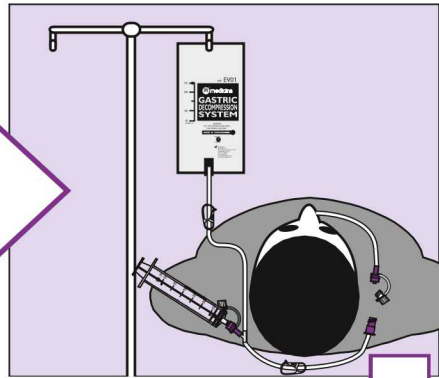
- Abdominal distension
- Delayed gastric emptying
- Intestinal obstruction
- Oesophageal reflux
- Nasojejunal feeding
- Post Nissen Fundoplication
- Aspiration pneumonia
- Respiratory difficulty

leaders in enteral delivery

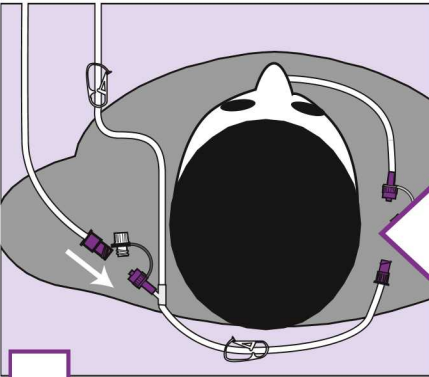




Hang the gastric decomposition system at approximately the same height as the feeding container. Close the white clamp above the 'Y' Port.

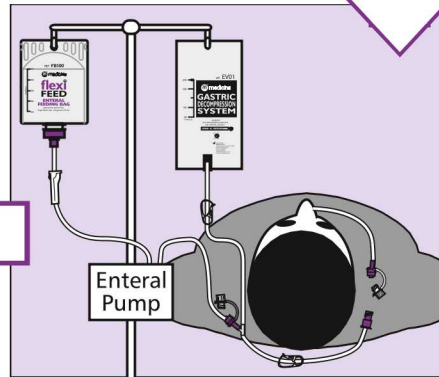


The system can be used with a gravity or bolus delivery system (as shown)

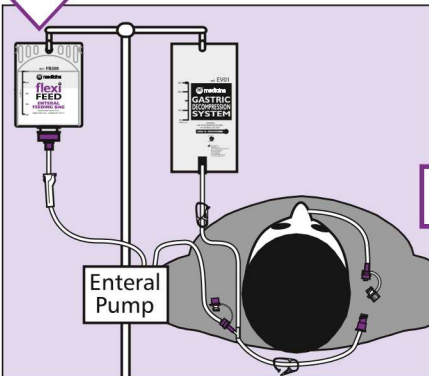


Attach the enteral pump administration set connector to the 'Y' port on the decompression line. Prime the enteral and decompression lines below the 'Y' Port with feed.

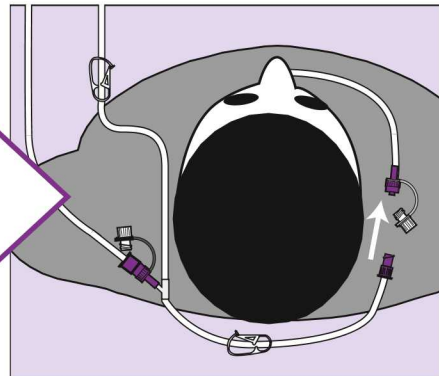
Before priming ensure the clamp above the 'Y' port is closed and the lower clamp is open.



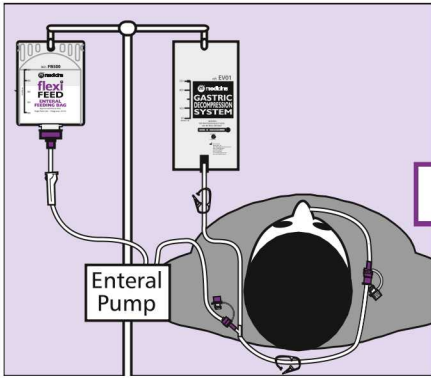
or the system can be used with an enteral pump (shown) or syringe system. It can be used with any feeding tube or feeding device.



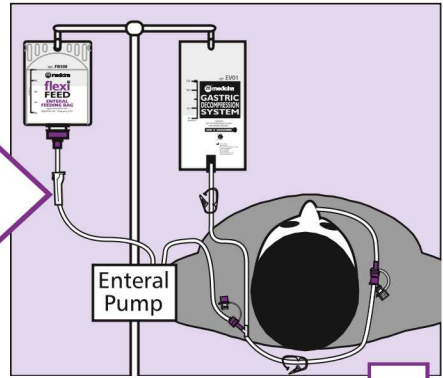
Ensure both the enteral tube and decompression tube below the 'Y' port are primed before connecting to the NG tube. The 'Y' Port should be **at or below** the patient's umbilicus.



Attach the decompression line connector to the NG tube. NOTE: Manually decompress the patient's stomach using an enteral 60ml syringe before connecting the decompression line to the NG tube.

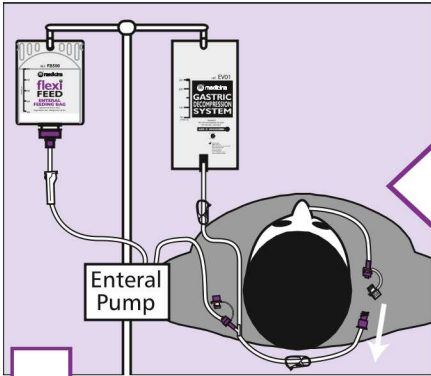


Once both clamps are opened the system will be in operation. The normal fluid height will be **slightly above** the patient's stomach level and feed can be seen moving **continuously up and down** in the decompression line.

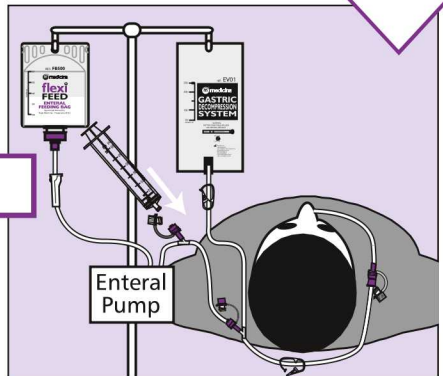


If feeding is occluded or feed or gas refluxes from the stomach, the feed will rise in the decompression line and may enter the bag. The system is vented to allow gas to escape.

WARNING: When the decompression line is open, the pump's 'occlude' alarm will not function as feed will continue to flow into the gastric decompression bag.



To discontinue the gastric decompression system operation, close both the clamps on the decompression line.



When administering medication, use the 'Y' port on the feeding device if possible. Close the upper white clamp before administration and reopen afterwards.



The recommended life of a decompression bag is 24 hours and should be changed when the feed bag is changed. Dispose of both in line with hospital procedure.



- EV0 250ml Gastric Decompression System**
- EV02 500ml Gastric Decompression System**
- EV01L 250 ml ENFit Gastric Decompression System**
- EV02L 500 ml ENFit Gastric Decompression System**

Description

- EN** Do not use if packaging is damaged.
The device must be used exclusively by healthcare professionals.
- FR** Ne pas utiliser si la confection n'est pas intacte.
Le dispositif doit être utilisé par personnel de santé qualifié exclusivement.
- DE** Nicht verwenden, wenn die Verpackung beschädigt ist.
Das Gerät darf nur von medizinischen Fachpersonal verwendet.
- ES** No utilizar si el envase está dañado.
El dispositivo tiene que ser utilizado por personal de salud calificado.
- IT** Non utilizzare se la confezione è danneggiata.
Il dispositivo deve essere usato solo da personale sanitario qualificato.

STERILE EO



HMC PREMEDICAL S.p.A.

Via Tonino Morandi, 16
41037 Mirandola (MO) - Italy
Tel. +39 0535 22704
Fax +39 0535 609546

Distributed by:



medicina

Units 1-4, Rivington View Business Park
Station Road, Blackrod, Bolton BL6 5BN UK

CE
0051

leaders in enteral delivery

