VESTRE VIKEN

Telefon: 32803880 | Sentralbord: 03525

Patient information
Department of Otorhinolaryngology
Drammen Hospital

HOOK UP INSTRUCTIONS FOR NOX T3

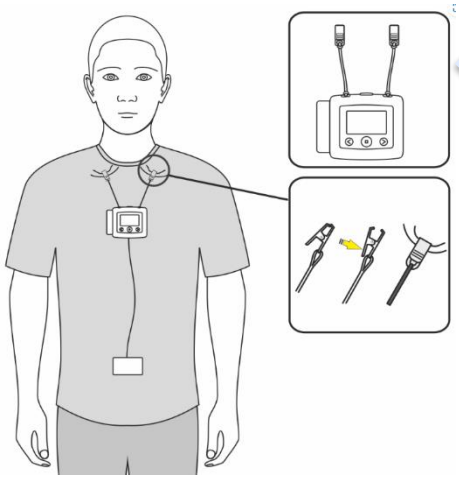

With the clips provided, fasten the device to your shirt

Attach belts on the back of the device and to the abdomen cable

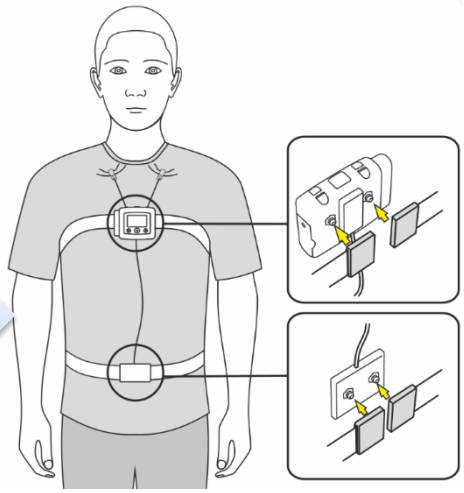

Secure the wristband to your wrist and place the sensor on your finger

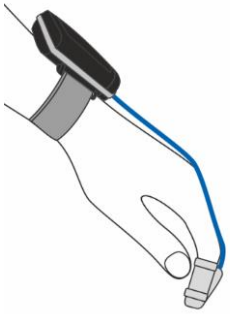

Secure the wire to your finger with medical tape

Pull the cannula tubing over your ears, secure it under your chin, make sure the nasal cannula is bending the right way and secure to your cheeks with medical tape

Make sure the end of the nasal cannula tubing is securely placed in the device

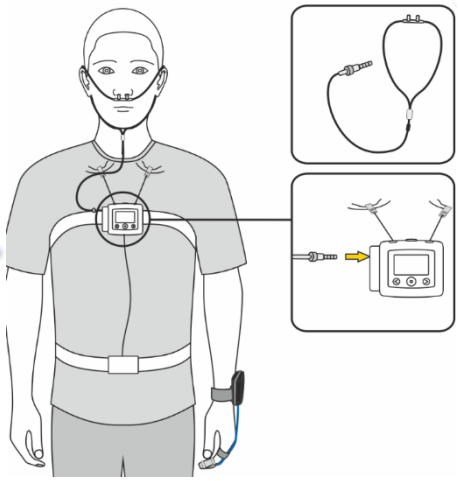

Good luck!